

Scaled data based on original data using
LM-79-08 Approved Method: Electrical and Photometric Measurements of Solid-
State Lighting Products

Test Report Prepared for
Cooper Lighting Solutions
(formerly Eaton)

Brand: McGRAW-EDISON

Report Number: P200108

Luminaire Tested: **GWC-AF-02-LED-E1-SL2-600-HSS**

Issue Date: 3/3/2020

Test Information

Test Method: LM-79-08
Report Number: P200108
TEST IS SCALED FROM IESNA LM-79-08 TEST DATA (P24287)
Test Lab: INNOVATION CENTER P2
Issue Date: 3/3/2020
Manufacturer: COOPER LIGHTING SOLUTIONS (FORMERLY EATON)
Product Line: MCGRAW-EDISON
Catalog Number: GWC-AF-02-LED-E1-SL2-600-HSS
Description: GALLEON WALL LUMINAIRE
(2) 70 CRI, 4000K, 615mA LIGHTSQUARES WITH 16 LEDS EACH AND TYPE II SPILL
LIGHT ELIMINATOR OPTICS WITH HOUSE SIDE SHIELD
Light Source: -
Ballast/Driver: ELECTRONIC DRIVER

Summary

Lumens per Lamp: N/A
Luminaire Lumens: 6934.6 lumens
Efficiency: N/A
Efficacy: 105.1 lumens/watt
Luminous Opening: Rectangular (W 1' x L: 0.5' x H: 0')
IES Classification: Type II - Short - Semi-Cutoff
BUG Rating: B1 - U0 - G2

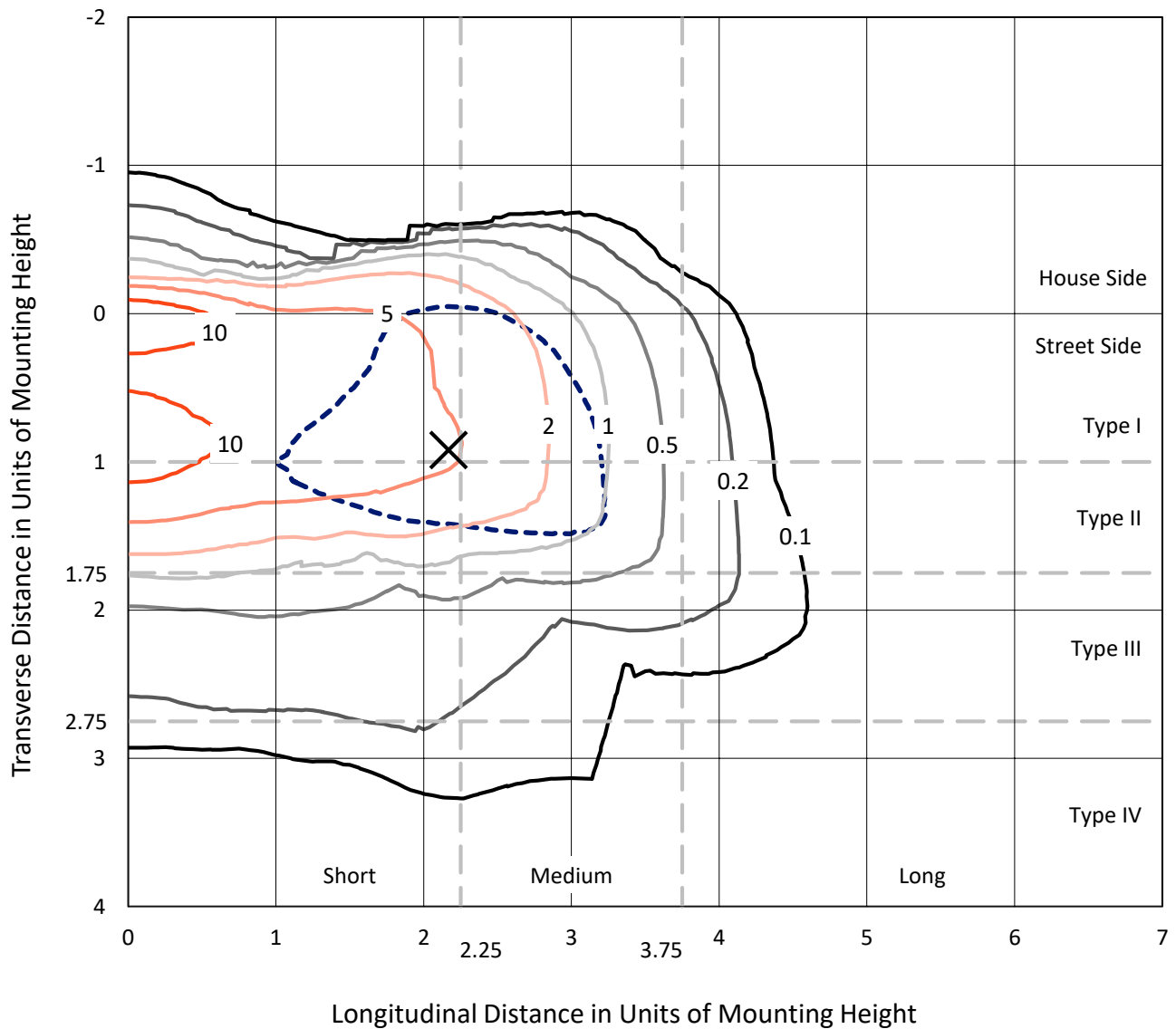
Input Watts (W): 66
Input Voltage (V): NR
Input Current (Ain): NR
Voltage Rise (V): NR
Power Factor: NR
Total Harmonic Distortion (THDi): NR
Frequency (hertz): 60
Stabilization Time: NR
Operation Time: NR
Ambient Temperature (°C): NR
Test Distance: 25 FT



REPORT NUMBER: P200108
 CATALOG NUMBER: GWC-AF-02-LED-E1-SL2-600-HSS

Iso-Footcandle Lines of Horizontal Illumination

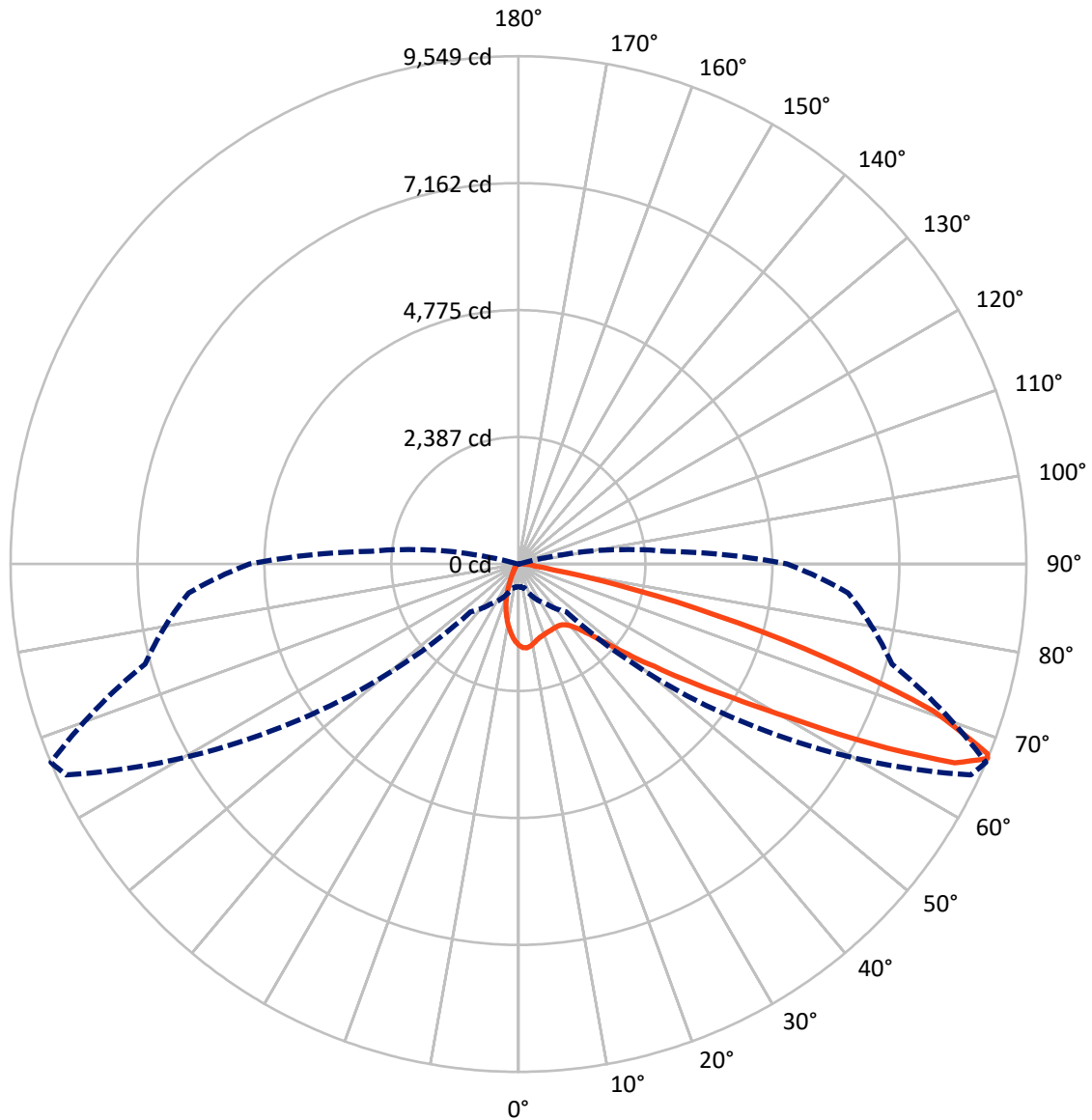
✕ Max cd
 - - - 1/2 Max cd



Based on 10 foot mounting height. Maximum calculated value = 15.3 fc
 Type II - Short - Semi-Cutoff

REPORT NUMBER: P200108
CATALOG NUMBER: GWC-AF-02-LED-E1-SL2-600-HSS

Luminous Intensity Polar Plot



— Vertical Plane Through 67-Deg Lateral - - - Horizontal Cone Through 67-Deg Vertical

REPORT NUMBER: P200108

CATALOG NUMBER: GWC-AF-02-LED-E1-SL2-600-HSS

FLUX DISTRIBUTION:

		Downward	Upward	Total
House Side	Lumens	720.0	0.0	720.0
	% Fixture	10.4	0.0	10.4
Street Side	Lumens	6214.6	0.0	6214.6
	% Fixture	89.6	0.0	89.6
Total	Lumens	6934.6	0.0	6934.6
	% Fixture	100.0	0.0	100.0

Coefficient of Utilization

ZONAL LUMENS:

Zone	Lumens	% Fixture
0°-10°	124.4	1.8
10°-20°	264.9	3.8
20°-30°	385.1	5.6
30°-40°	600.7	8.7
40°-50°	1064.2	15.3
50°-60°	1683.9	24.3
60°-70°	1928.7	27.8
70°-80°	800.0	11.5
80°-90°	82.6	1.2
90°-100°	0.0	0.0
100°-110°	0.0	0.0
110°-120°	0.0	0.0
120°-130°	0.0	0.0
130°-140°	0.0	0.0
140°-150°	0.0	0.0
150°-160°	0.0	0.0
160°-170°	0.0	0.0
170°-180°	0.0	0.0
0°-90°	6934.6	100.0
0°-180°	6934.6	100.0



REPORT NUMBER: P200108

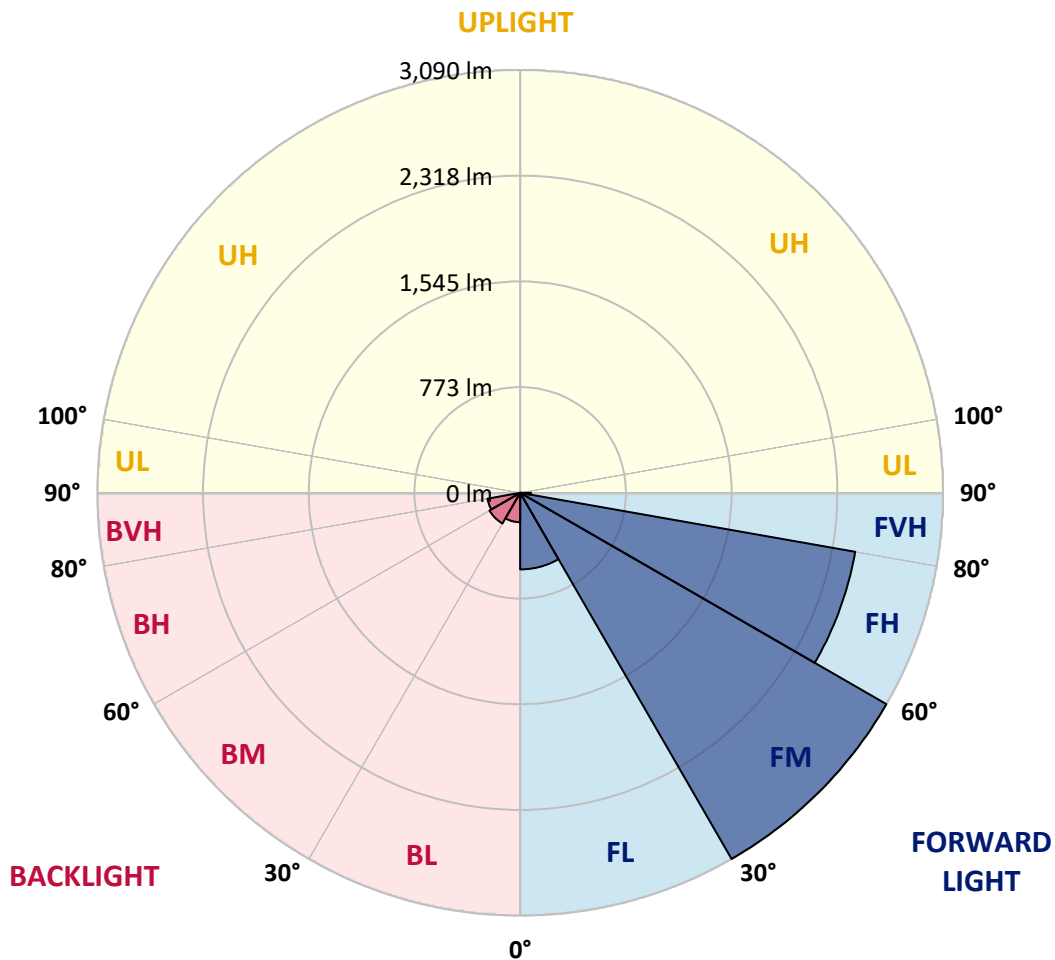
CATALOG NUMBER: GWC-AF-02-LED-E1-SL2-600-HSS

LUMINAIRE CLASSIFICATION SYSTEM LUMEN TABLE AND BUG RATING:

Zone		Lumens	% Fixture	Zone Rating/Lumen Limit		
				B	U	G
FL	(0°-30°)	559.5	8.1			
FM	(30°-60°)	3090.1	44.6			
FH	(60°-80°)	2486.1	35.9			G2/5000
FVH	(80°-90°)	78.9	1.1			G1/100
BL	(0°-30°)	214.9	3.1	B1/500		
BM	(30°-60°)	258.8	3.7	B1/1000		
BH	(60°-80°)	242.7	3.5	B1/500		G1/500
BVH	(80°-90°)	3.7	0.1			G0/10
UL	(90°-100°)	0.0	0.0		U0/0	
UH	(100°-180°)	0.0	0.0		U0/0	

BUG Rating: B1-U0-G2

Type II Short





REPORT NUMBER: P200108
 CATALOG NUMBER: GWC-AF-02-LED-E1-SL2-600-HSS

CANDELA DISTRIBUTION (FULL):

	0°	5°	15°	25°	35°	45°	55°	65°	67°	75°	85°
0°	1529.3	1529.3	1529.3	1529.3	1529.3	1529.3	1529.3	1529.3	1529.3	1529.3	1529.3
2.5°	1581.1	1584.3	1583.9	1586.4	1592.0	1592.4	1586.8	1575.9	1573.4	1559.3	1534.6
5°	1458.1	1467.4	1473.2	1496.2	1522.0	1553.1	1576.7	1585.2	1583.9	1573.8	1536.6
7.5°	1317.8	1327.1	1333.5	1360.6	1395.0	1448.4	1509.5	1559.7	1564.1	1575.0	1535.0
10°	1224.4	1226.0	1234.9	1260.8	1296.8	1351.3	1424.2	1511.9	1525.3	1565.3	1530.9
12.5°	1147.5	1148.7	1160.4	1188.4	1226.8	1281.8	1358.3	1459.8	1480.4	1553.1	1530.1
15°	1092.9	1097.3	1107.9	1137.0	1177.8	1232.5	1310.9	1421.3	1446.0	1548.7	1537.4
17.5°	1074.7	1079.5	1082.8	1103.9	1141.0	1194.4	1274.9	1396.2	1424.2	1551.2	1551.6
20°	1093.7	1097.3	1090.1	1095.4	1118.4	1166.1	1244.6	1374.8	1408.0	1554.0	1569.8
22.5°	1164.5	1166.1	1146.3	1123.2	1119.2	1145.5	1220.7	1357.9	1393.5	1561.7	1591.2
25°	1285.8	1283.0	1250.7	1200.9	1154.0	1141.8	1206.6	1347.3	1386.1	1569.8	1613.5
27.5°	1432.2	1436.3	1391.8	1319.4	1230.0	1166.1	1204.5	1342.8	1382.9	1575.4	1632.8
30°	1610.2	1615.9	1564.9	1473.9	1345.7	1226.0	1223.1	1342.0	1380.9	1571.8	1634.5
32.5°	1791.8	1798.8	1758.7	1664.9	1500.3	1326.3	1265.2	1350.9	1385.0	1559.3	1625.2
35°	1982.0	1991.7	1965.0	1884.5	1709.8	1471.1	1339.2	1378.0	1403.9	1558.1	1615.9
37.5°	2244.5	2253.4	2203.2	2117.8	1963.3	1665.3	1458.1	1429.1	1448.8	1577.5	1618.3
40°	2636.3	2635.2	2505.7	2375.1	2242.0	1912.0	1625.2	1521.2	1531.4	1636.1	1648.3
42.5°	3063.5	3061.5	2870.2	2671.5	2551.4	2215.7	1844.8	1680.6	1673.8	1744.1	1725.9
45°	3392.7	3392.3	3236.2	3012.6	2924.0	2564.4	2128.8	1902.3	1891.7	1919.7	1869.1
47.5°	3533.1	3535.5	3457.1	3299.7	3337.0	3036.0	2486.7	2223.4	2207.6	2196.3	2119.5
50°	3423.9	3428.7	3435.3	3404.5	3639.9	3669.8	2966.9	2676.0	2668.4	2617.8	2497.6
52.5°	3067.1	3091.9	3167.9	3265.4	3745.0	4278.2	3719.6	3238.3	3197.0	3143.2	3011.0
55°	2466.1	2493.2	2637.6	2874.2	3588.5	4677.7	4774.4	3963.1	3894.3	3733.8	3542.8
57.5°	1632.1	1674.2	1883.7	2184.6	3133.9	4742.1	5826.9	4969.0	4729.6	4289.8	4074.7
60°	899.2	939.6	1166.9	1439.5	2263.5	4424.2	6534.7	6278.7	5855.7	4911.6	4720.7
62.5°	553.7	575.6	743.5	997.1	1357.5	3491.8	6681.2	7924.5	7434.7	5712.1	5500.9
65°	440.9	450.2	532.3	815.0	973.1	2077.0	6208.3	9179.2	9015.8	6681.2	6199.4
67°	427.9	431.6	470.5	699.7	917.4	1273.3	5201.2	9383.5	9549.3	7267.7	6221.3
67.5°	430.8	434.9	471.6	667.8	915.7	1170.2	4854.1	9303.0	9512.5	7314.2	6124.6
70°	415.4	427.9	540.0	667.4	870.8	972.3	2907.0	8060.4	8278.4	6796.1	5196.7
72.5°	147.2	148.0	233.3	540.0	946.8	982.9	1459.8	5909.0	6070.4	5198.7	3746.7
75°	87.4	74.5	77.6	153.7	904.8	954.6	842.1	3775.8	3836.1	2978.9	1897.4
77.5°	60.3	52.6	54.2	67.9	344.6	941.2	669.0	1969.0	1904.7	1044.7	404.1
80°	34.4	30.4	32.3	59.4	125.4	878.1	631.0	798.4	680.8	177.2	111.6
82.5°	18.2	15.3	18.6	48.9	87.4	547.3	632.2	385.9	305.8	59.8	76.0
85°	6.4	5.2	8.9	33.6	58.2	167.9	586.0	324.4	254.8	29.2	57.8
87.5°	1.2	1.2	3.7	13.7	23.4	51.4	346.7	192.5	129.0	17.4	39.6
90°	0.0	0.0	0.0	0.0	0.0	0.0	0.0	0.0	0.0	0.0	0.0



REPORT NUMBER: P200108

CATALOG NUMBER: GWC-AF-02-LED-E1-SL2-600-HSS

CANDELA DISTRIBUTION (continued):

	90°	95°	105°	115°	125°	135°	145°	155°	165°	175°	180°
0°	1529.3	1529.3	1529.3	1529.3	1529.3	1529.3	1529.3	1529.3	1529.3	1529.3	1529.3
2.5°	1524.5	1507.1	1483.6	1454.9	1421.0	1391.0	1368.7	1345.7	1340.9	1332.8	1331.6
5°	1514.4	1484.4	1426.2	1359.5	1288.3	1224.0	1171.8	1125.2	1104.6	1086.8	1084.8
7.5°	1499.4	1454.5	1355.4	1247.8	1136.6	1035.4	949.7	889.0	833.2	806.5	802.5
10°	1482.1	1417.7	1275.7	1126.5	972.7	830.0	702.6	595.8	531.1	492.7	487.8
12.5°	1465.8	1381.7	1194.4	1000.7	796.4	605.5	441.7	339.7	271.8	244.3	241.1
15°	1458.1	1352.5	1118.4	872.1	611.9	385.4	241.5	186.9	164.6	158.1	157.7
17.5°	1457.3	1327.9	1043.9	739.0	428.7	224.1	157.3	143.6	139.1	137.5	137.5
20°	1456.9	1304.5	969.6	601.1	272.2	149.2	131.0	127.8	124.6	122.5	122.5
22.5°	1461.4	1283.4	891.9	460.3	171.5	120.9	115.3	112.0	108.0	105.2	104.8
25°	1465.8	1267.2	812.6	327.7	124.2	105.2	99.5	95.0	89.4	85.7	85.3
27.5°	1466.6	1247.0	727.6	219.2	103.9	91.9	84.5	77.6	71.2	67.5	67.1
30°	1454.5	1213.0	633.4	148.0	91.9	79.7	70.0	62.7	56.7	53.8	53.8
32.5°	1430.6	1171.0	529.9	111.6	81.7	68.3	57.8	50.9	47.0	45.7	45.3
35°	1409.2	1125.7	423.5	94.6	73.2	57.8	47.4	42.9	40.4	40.0	39.6
37.5°	1396.6	1089.2	323.6	85.7	65.2	48.5	40.0	36.8	35.6	34.8	35.2
40°	1406.4	1059.0	239.1	78.5	57.1	40.4	34.0	32.3	31.1	30.8	30.8
42.5°	1448.8	1053.6	177.6	72.0	49.3	33.6	29.6	28.3	27.5	27.1	27.5
45°	1560.5	1086.1	137.9	66.0	41.6	28.3	25.1	24.7	24.2	24.2	24.2
47.5°	1728.4	1152.8	114.9	59.0	34.8	24.2	21.9	21.5	21.1	21.5	21.5
50°	2012.7	1274.9	102.7	52.2	28.7	20.7	18.6	18.6	18.6	18.6	19.0
52.5°	2445.1	1515.2	94.6	45.3	23.4	17.4	15.8	15.8	16.2	16.2	16.6
55°	2926.8	1833.9	87.4	38.5	19.8	14.5	13.0	13.3	13.7	14.1	14.1
57.5°	3449.4	2187.0	81.3	31.5	17.0	11.8	10.9	11.4	11.8	12.6	12.6
60°	4079.9	2569.2	72.4	24.7	14.1	9.3	8.5	9.3	10.5	11.4	11.8
62.5°	4772.5	2938.9	61.1	19.4	11.8	7.3	6.9	8.5	10.1	10.9	11.4
65°	5245.7	3055.0	47.0	15.8	8.9	5.2	5.6	7.7	9.7	10.9	10.9
67°	5054.0	2769.8	38.5	13.3	7.3	4.1	5.2	7.7	9.7	10.5	10.9
67.5°	4920.9	2658.2	36.8	13.0	6.9	4.1	5.2	7.7	9.7	10.9	10.9
70°	4003.9	1996.9	30.8	9.7	5.6	3.7	4.4	7.3	9.3	10.5	10.5
72.5°	2782.0	1231.2	27.5	6.9	4.8	3.3	4.1	6.9	8.9	10.1	10.5
75°	1322.7	445.7	23.4	5.2	4.4	2.9	3.7	6.9	8.9	10.1	10.1
77.5°	269.8	103.5	19.0	4.4	3.7	2.9	3.3	6.4	8.5	9.7	9.7
80°	88.6	40.0	14.1	4.1	3.7	2.9	3.3	6.0	8.5	9.3	9.7
82.5°	63.9	20.3	9.3	4.1	3.7	2.9	2.9	6.0	8.1	9.3	9.3
85°	48.9	14.1	6.0	4.1	3.7	2.9	2.9	5.6	7.7	8.9	8.9
87.5°	32.3	5.6	4.8	4.1	3.7	2.9	2.9	5.6	7.3	8.5	8.9
90°	0.0	0.0	0.0	0.0	0.0	0.0	0.0	0.0	0.0	0.0	0.0

(END OF REPORT)